

HAPPY
HOLIDAYS

FELICES
FIESTAS



Name: _____

Date: _____



Our Traditions

How does your family celebrate during the Holidays?

1 Our family is from/Nuestra familia es de

This is an opportunity to pull out a map or a globe and point out the country. If possible, use Google Earth to take a virtual trip.

2 (Name of child) was born in/nació en

Talk about their traditions and celebrations during this time of the year. Show pictures, video, post cards, etc

3 We celebrate/Allí celebramos

Talk about the food they eat. Share copies of the recipe. If it is easy to prepare do so in front of the children and invite them to participate in the making. Enjoy the food!

4 We prepare/Preparamos

Share some traditional music and dance steps.

5 We celebrate singing/Celebramos cantando

6 Send a picture of your family celebrating during the Holidays



HOLIDAYS



snowman



presents



reindeer



bells



snowflake



candy
cane



gingerbread cookie



stocking

NAVIDAD



muñeco
de nieve



regalos



reno



campanas



copo de nieve



bastón de
caramelo



galleta



bota

HOLIDAYS



STAR



TREE



WREATH



SANTA



ELF



NATIVITY



3 WISE
MEN

NAVIDAD



estrella



árbol



guirnalda



Santa



duende



belen



Reyes
Magos



SNOWMAN



PRESENTS



SNOWFLAKE



REINDEER



MUÑECO
DE NIEVE



REGALOS



COPO DE
NIEVE



RENO



COOKIE



MITTENS



BELLS



STOCKING



GALLETA



GUANTES



CAMPANAS



BOTA



SANTA



NATIVITY



GUIRNALDA



DUENDE



SANTA



BELEN



GUIRNALDA




DUENDE



TREE



3 WISE MEN



SLEIGH




STAR



ARBOL



REYES
MAGOS



TRINEO



ESTRELLA

During the Holidays...

I will go to...

A large, empty rectangular box with a black border, intended for writing the answer to 'I will go to...'.

I will eat...

A large, empty rectangular box with a black border, intended for writing the answer to 'I will eat...'.

I will play...

A large, empty rectangular box with a black border, intended for writing the answer to 'I will play...'.

I will celebrate....

A large, empty rectangular box with a black border, intended for writing the answer to 'I will celebrate....'.

I will wear...

A large, empty rectangular box with a black border, intended for writing the answer to 'I will wear...'.

Durante los días Festivos...

Voy a...

A large, empty rectangular box with a black border, intended for writing or drawing.


Voy a comer...

A large, empty rectangular box with a black border, intended for writing or drawing.

Voy a jugar...

A large, empty rectangular box with a black border, intended for writing or drawing.

Voy a celebrar...

A large, empty rectangular box with a black border, intended for writing or drawing.

Voy a ponerme...

A large, empty rectangular box with a black border, intended for writing or drawing.



Querido Nino Jesus,

Con todo mi amor,



Queridos Reyes Magos,

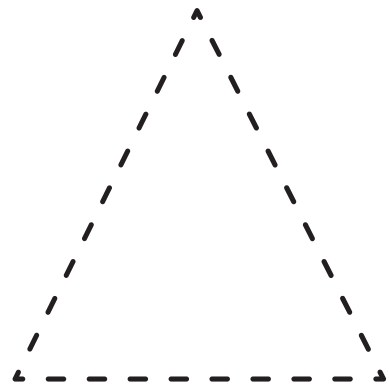
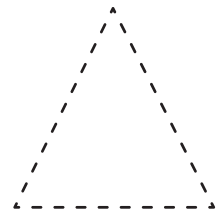
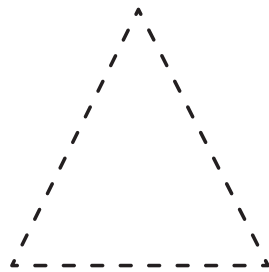
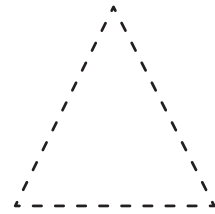
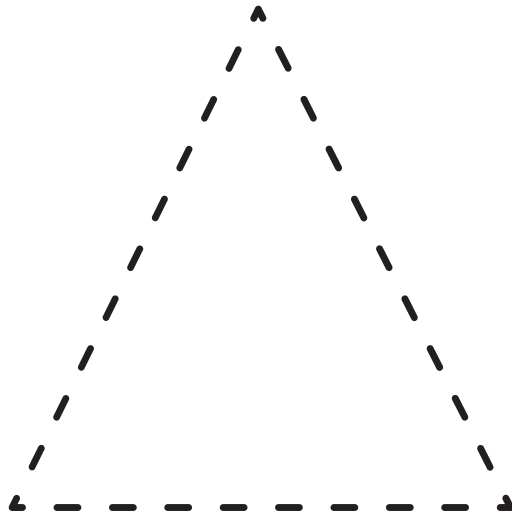
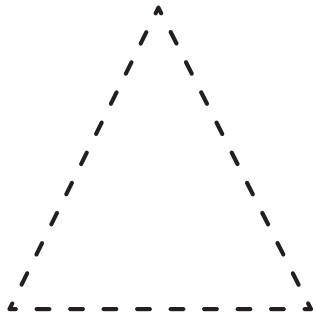
Con cariño,



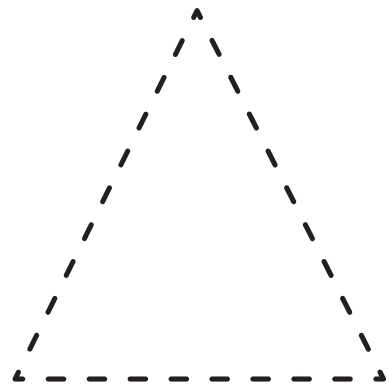
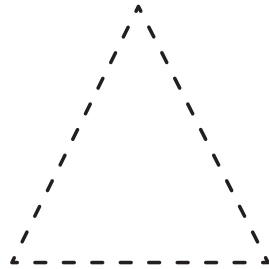
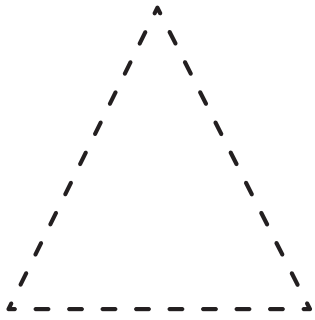
Dear Santa,

Love,


Trace the triangles, cut and create Christmas Trees




Completa los triángulos,
coloréalos, recórtalos y forma
arbolitos de navidad



Write the missing numbers
on the empty stars



Escribe los números
que faltan



WORD SEARCH

Circle words in the puzzle below



S	A	N	T	A	S	P	C	R
T	R	E	E	S	T	R	O	U
O	I	T	N	L	A	E	O	D
C	R	O	F	E	R	S	K	O
K	A	Y	O	I	W	E	I	L
I	F	S	M	G	I	N	E	P
N	F	Y	C	H	E	T	S	H
G	E	L	V	E	S	N	O	W
O	R	N	A	M	E	N	T	W

snow
cookies
present
Santa
elves
sleigh

toys
ornament
stocking
tree
star
Rudolph

SOPA DE LETRAS

Encierra en un círculo las palabras



a z t b á r b o l y
f u a o o u o p r v
g n i e v e t o e r
c a m p a n a s g p
x v l r u m t a a r
j i r l z r a d l n
c d l e e p t a o r
w a d l y t n s s m
j d l s y e a c t a
j a n u c á s s m d

nieve
campanas
galletas
árbol
navidad
bota

santa
reyes
posadas
janucá
regalos
estrella

COLOR THE NATIVITY SCENE



COLOREA EL BELEN





COLOR THE IMAGES





COLOREA
LAS IMAGENES




COLOR THE IMAGES




COLOREA LAS IMAGENES



DRAW, COLOR, CUT AND
DECORATE THE
GINGERBREAD MAN



DIBUJA, COLOREA, RECORTA Y
DECORA LA GALLETA




TRACE, COLOR AND CUT THE SNOWMAN




REPASA LAS LINEAS,
COLOREA Y RECORTA EL
MUÑECO DE NIEVE




COLOR, CUT AND DECORATE
THE CHRISTMAS TREE




DIBUJA, COLOREA, RECORTA Y
DECORA EL ARBOL




COLOR, CUT AND PASTE
CRUNCHED PAPER TO THE
STOCKING




COLOREA, RECORTA Y
RELLENA LA IMAGEN CON
PAPEL ARRUGADO



PRINT ONTO CARDSTOCK, LAMINATE,
AND CUT OUT. HOLE PUNCH AROUND
THE EDGE OF THE PICTURE FOR
A LACING CARD.



IMPRIME EN CARTULINA, PLASTIFICA Y
RECORTA. PERFORA ALREDEDOR DEL
BORDE DE LA IMAGEN PARA HACER UNA
TARJETA CON CORDONES.




PRINT ONTO CARDSTOCK, LAMINATE,
AND CUT OUT. HOLE PUNCH AROUND
THE EDGE OF THE PICTURE FOR
A LACING CARD.




IMPRIME EN CARTULINA, PLASTIFICA Y
RECORTA. PERFORA ALREDEDOR DEL
BORDE DE LA IMAGEN PARA HACER UNA
TARJETA CON CORDONES.



PRINT ONTO CARDSTOCK, LAMINATE,
AND CUT OUT. HOLE PUNCH AROUND
THE EDGE OF THE PICTURE FOR
A LACING CARD.



IMPRIME EN CARTULINA, PLASTIFICA Y
RECORTA. PERFORA ALREDEDOR DEL
BORDE DE LA IMAGEN PARA HACER UNA
TARJETA CON CORDONES.



PRINT ONTO CARDSTOCK, LAMINATE,
AND CUT OUT. HOLE PUNCH AROUND
THE EDGE OF THE PICTURE FOR
A LACING CARD.



IMPRIME EN CARTULINA, PLASTIFICA Y
RECORTA. PERFORA ALREDEDOR DEL
BORDE DE LA IMAGEN PARA HACER UNA
TARJETA CON CORDONES.



PRINT ONTO CARDSTOCK, LAMINATE,
AND CUT OUT. HOLE PUNCH AROUND
THE EDGE OF THE PICTURE FOR
A LACING CARD.



IMPRIME EN CARTULINA, PLASTIFICA Y
RECORTA. PERFORA ALREDEDOR DEL
BORDE DE LA IMAGEN PARA HACER UNA
TARJETA CON CORDONES.

